
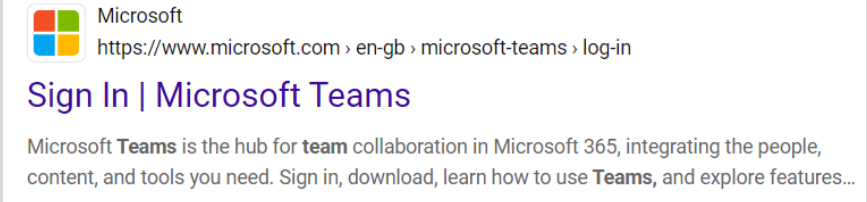






# Online Learning

## Accessing Microsoft Teams

Guidance	Image
1 On Chrome/Safari/Edge, search "Teams"	
2 Click the top search result	
3 In the top right, click "Sign in"	
4 When prompted, add your school email address <i>Structure = username@thecvhs.co.uk</i>	
5 When prompted, add your password <b><i>this has been sent out to parents/carers this morning in an email</i></b>	
6 Find your year group Team <i>Year 7 = 24 -Year7 Year 8 = 24 -Year8 Year 9 = 24 -Year9</i>	
7 Navigate to the 1. Lessons channel and complete tasks for lessons which you would have had today	